

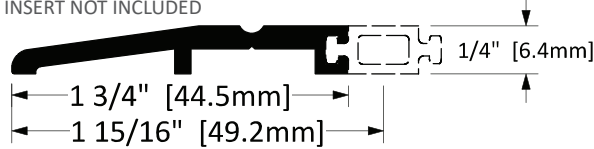
1/4" THERMAL BREAK THRESHOLDS

ALL PRODUCTS IN THIS SECTION ARE EXTRUDED ALUMINUM

CT-80

INSERT NOT INCLUDED

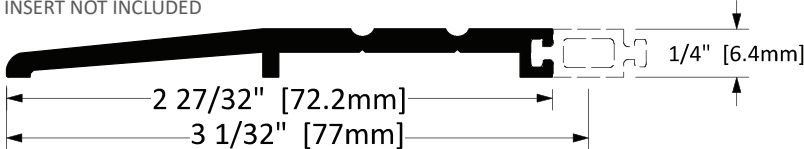
Screw Type: G
OPT Screw Type: H, I
STD Finish: Mill



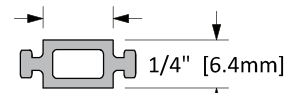
CT-81

INSERT NOT INCLUDED

Screw Type: G
OPT Screw Type: H, I
STD Finish: Mill



3/8" [9.3mm]



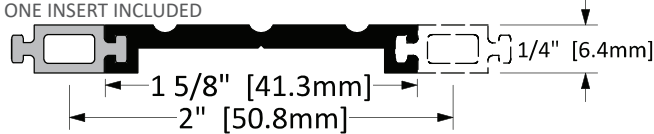
FROST INSERT 1/4"

GREY RIGID P.V.C.

CT-83

ONE INSERT INCLUDED

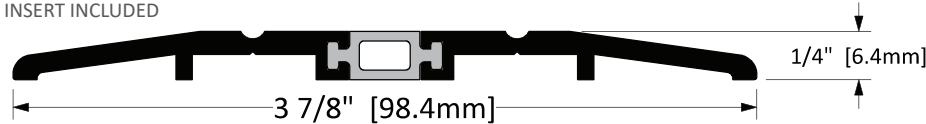
Screw Type: G
OPT Screw Type: H, I
STD Finish: Mill



CT-74

INSERT INCLUDED

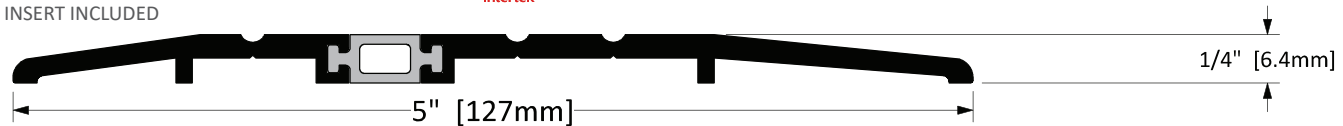
Screw Type: G
OPT Screw Type: H, I
STD Finish: Mill



CT-75

INSERT INCLUDED

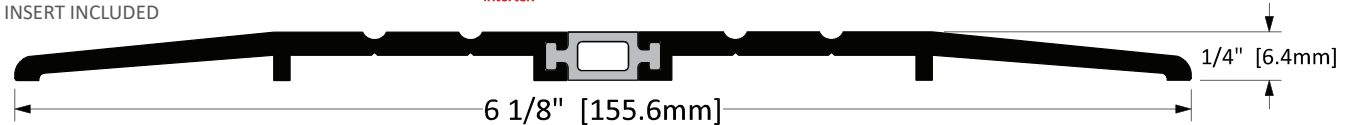
Screw Type: G
OPT Screw Type: H, I
STD Finish: Mill



CT-76

INSERT INCLUDED

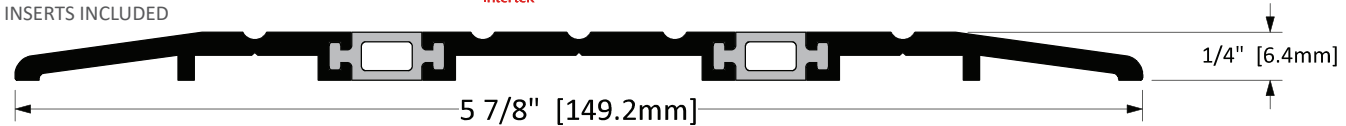
Screw Type: G
OPT Screw Type: H, I
STD Finish: Mill



CT-86

INSERTS INCLUDED

Screw Type: G
OPT Screw Type: H, I
STD Finish: Mill



CT-87

INSERTS INCLUDED

Screw Type: G
OPT Screw Type: H, I
STD Finish: Mill

